

Fun with Foldscopes

Microscopes are important tools for studying the world because they make little things look bigger. Using a microscope lets you see tiny details you could never see using just your eyes.

But microscopes are big, heavy and expensive. A Foldscope does what a microscope does, but you can put it in your pocket and carry it wherever you go.

If you have trouble with your Foldscope, remember to do the following:

- get the object you're looking at in the middle of the Foldscope (remember that incoming light makes a bright area where the object should be)
- move the lens back and forth over the object by moving your thumbs back and forth
- focus by pushing your thumbs together or moving them apart

If someone is helping you with this activity, they may want to check out the following website for help with locating objects, focusing, and capturing images:

https://microcosmos.foldscope.com/?page_id=243

You can see pictures taken by other students and scientists at this website:

<https://microcosmos.foldscope.com/>

In this activity, you will look at 3-5 things using your Foldscope and then make drawings and describe something that you saw that was particularly interesting to you. This is what scientists do when they study something new. Your pictures and descriptions are data that you can share with other people.

Data Entry 1

What did you look at? My Hair

Picture 1



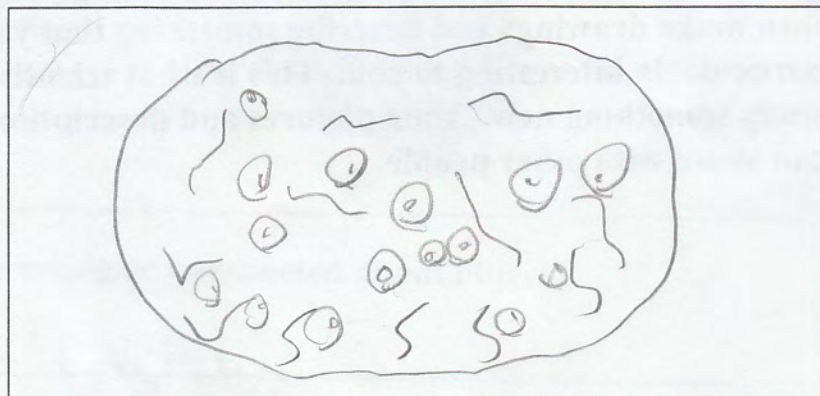
Describe what was interesting or unexpected about object 1.

What was unexpected is the fact that the it is not a straight line
because part of the hair curves.

Data Entry 2

What did you look at? Paper

Picture 2




Describe what was interesting or unexpected about object 2.

It looked really powdery.

Data Entry 3

What did you look at? Eraser Parts

Picture 3




Describe what was interesting or unexpected about object 3.

It looked really dark.

Data Entry 4

What did you look at? Strawberry Seed

Picture 4




Describe what was interesting or unexpected about object 4.

It was not the shape I was expecting.

Data Entry 5

What did you look at? Skin Cells

Picture 5



Describe what was interesting or unexpected about object 5.

I thought there would be less.
