

## Fun with Foldsopes

Microscopes are important tools for studying the world because they make little things look bigger. Using a microscope lets you see tiny details you could never see using just your eyes.

But microscopes are big, heavy and expensive. A Foldscope does what a microscopes does, but you can put it in your pocket and carry it wherever you go.

If you have trouble with your Foldscope, remember to do the following:

- get the object you're looking at in the middle of the Foldscope (remember that incoming light makes a bright area where the object should be)
- move the lens back and forth over the object by moving your thumbs back and forth
- focus by pushing your thumbs together or moving them apart

If someone is helping you with this activity, they may want to check out the following website for help with locating objects, focusing, and capturing images:

[https://microcosmos.foldscope.com/?page\\_id=243](https://microcosmos.foldscope.com/?page_id=243)

You can see pictures taken by other students and scientists at this website:

<https://microcosmos.foldscope.com/>

**In this activity, you will look at 3-5 things using your Foldscope and then make drawings and describe something that you saw that was particularly interesting to you. This is what scientists do when they study something new. Your pictures and descriptions are data that you can share with other people.**

Data Entry 1

What did you look at?

fat

Picture 1



Describe what was interesting or unexpected about object 1.


It looked gravelly and yellow.  
I expected it to be transparent.

Data Entry 2

What did you look at?

booger

Picture 2






Describe what was interesting or unexpected about object 2.

They were very chunky

**Data Entry 3**

What did you look at? Blood

**Picture 3**



Describe what was interesting or unexpected about object 3.

you could see tiny little cells in the blood.

**Data Entry 4**

What did you look at? dirt

Picture 4



Describe what was interesting or unexpected about object 4.

IT was so spotty

---

---


---

Data Entry 5

What did you look at?

did not do any  
more

Picture 5



Describe what was interesting or unexpected about object 5.

---

---